




# ERNA NEW FACILITY CLUBS BRIEFING

Bennelong Sports Centre | Round 1 – 9 May





# Welcome

Exciting new chapter for ERNA

First season at our new facility

Focus: smooth opening rounds for all

**Objective: Ensure all clubs understand how game day will operate**





# Round 1 = Learning Experience

- New venue for everyone, allow extra time
- Be patient with each other
- Volunteers in pink vests will be on hand to help
- Locations are on the map (pink circles) in key locations where arrivals occur



# Plan Your Day

- **Read the plan your day email and check the website**
- Check fixtures, court allocations and if your team manager needs to pick up the scoreboard before arriving
- Arrive no more than 25 minutes early to allow carpark to empty – time between games is 28 mins
- Allow time for parking - follow the directions of the parking attendant
- Follow signage on site
- Turn on NetballHQ notifications

# Game Times

<b>Start</b>	<b>Mins per Qtr</b>	<b>Mins per QTB</b>	<b>Mins per HTB</b>	<b>End</b>	<b>Gap (mins)</b>
8:00	10	2	3	8:47	28
9:15	12	2	3	10:10	30
10:40	15	2	3	11:47	28
12:15	15	2	3	13:22	28
13:50	15	2	3	14:57	28
15:25	15	2	3	16:32	

- Game times differ this year
- 28 min gap between games
- No double parking of cars before games – traffic controllers will be monitoring



DROP OFF ZONE

ONSITE CARPARK



WAYFINDING SIGNAGE



# Traffic & Parking

## Parking

On-site parking for 295 cars plus surrounding streets where available.

## Drop-off Zone

A designated **drop-off area** will be available near the main entrance to assist with quick player drop-offs. Please follow the directions of traffic controllers when entering and exiting this zone.

## Pedestrian Crossings

There will be clearly marked pedestrian crossings to help players and families safely access the courts. Please supervise younger players when crossing roads and entering the venue.

# Traffic & Parking – initial weeks

## Traffic Controllers

Traffic controllers will be managing vehicle movement around the facility and nearby streets to maintain safe access for players and pedestrians. Please follow all signage and instructions from staff on the day.

## Traffic flow

- For smooth passage, when exiting the carpark and the drop off zone, it will be **left hand turn only onto Winbourne St**. Please ensure you plan your trip accordingly.
- **The carpark has one-way arrows as shown on the map**

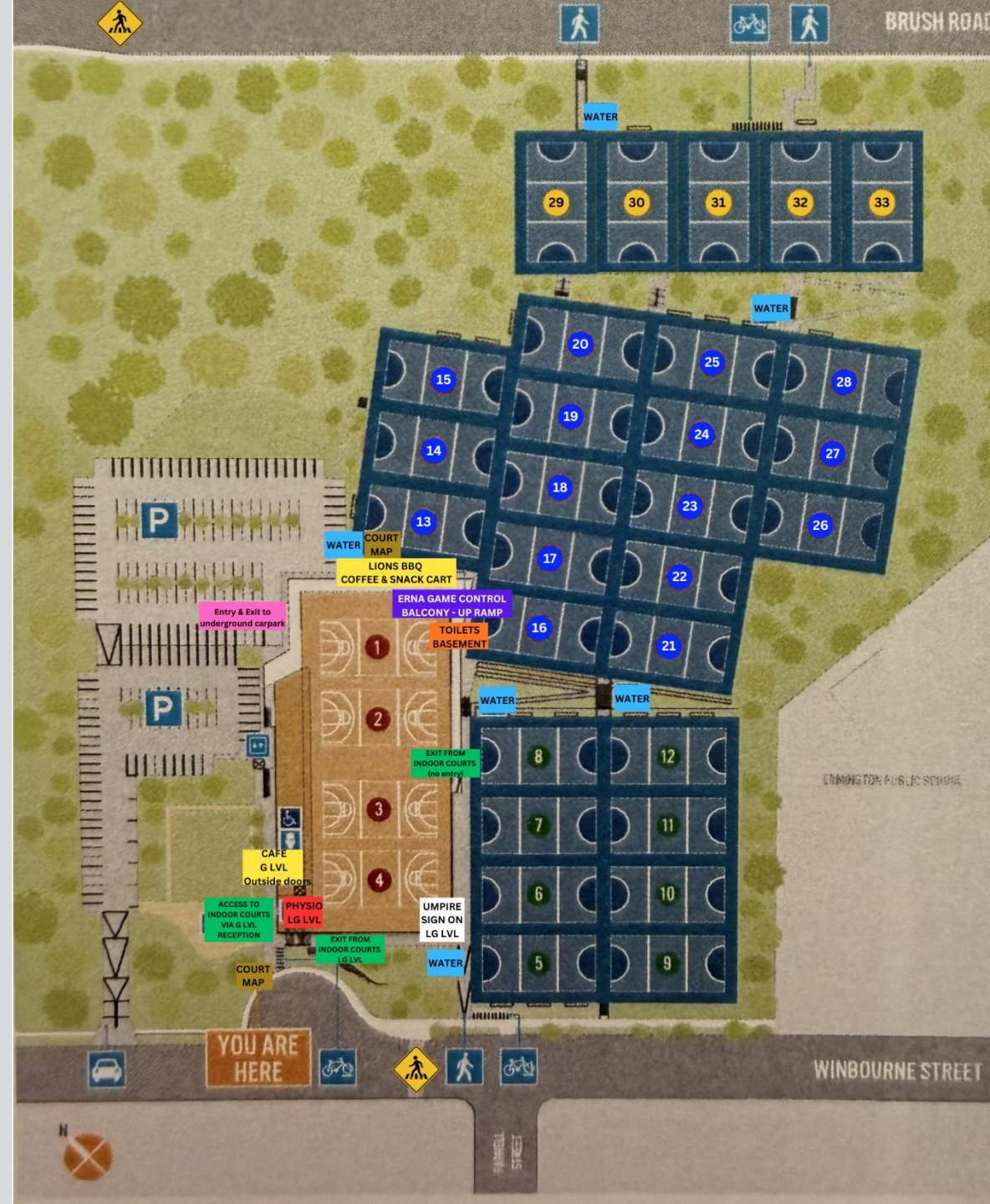
## Note

- No double parking of traffic before games – controllers will be monitoring
- Car park full sign will go up
- Underground carpark will be reserved for VIP's for the Official opening event from 7am-9am on opening day



# Court Map

Familiarise yourself with this map



# Court Layout - Indoor

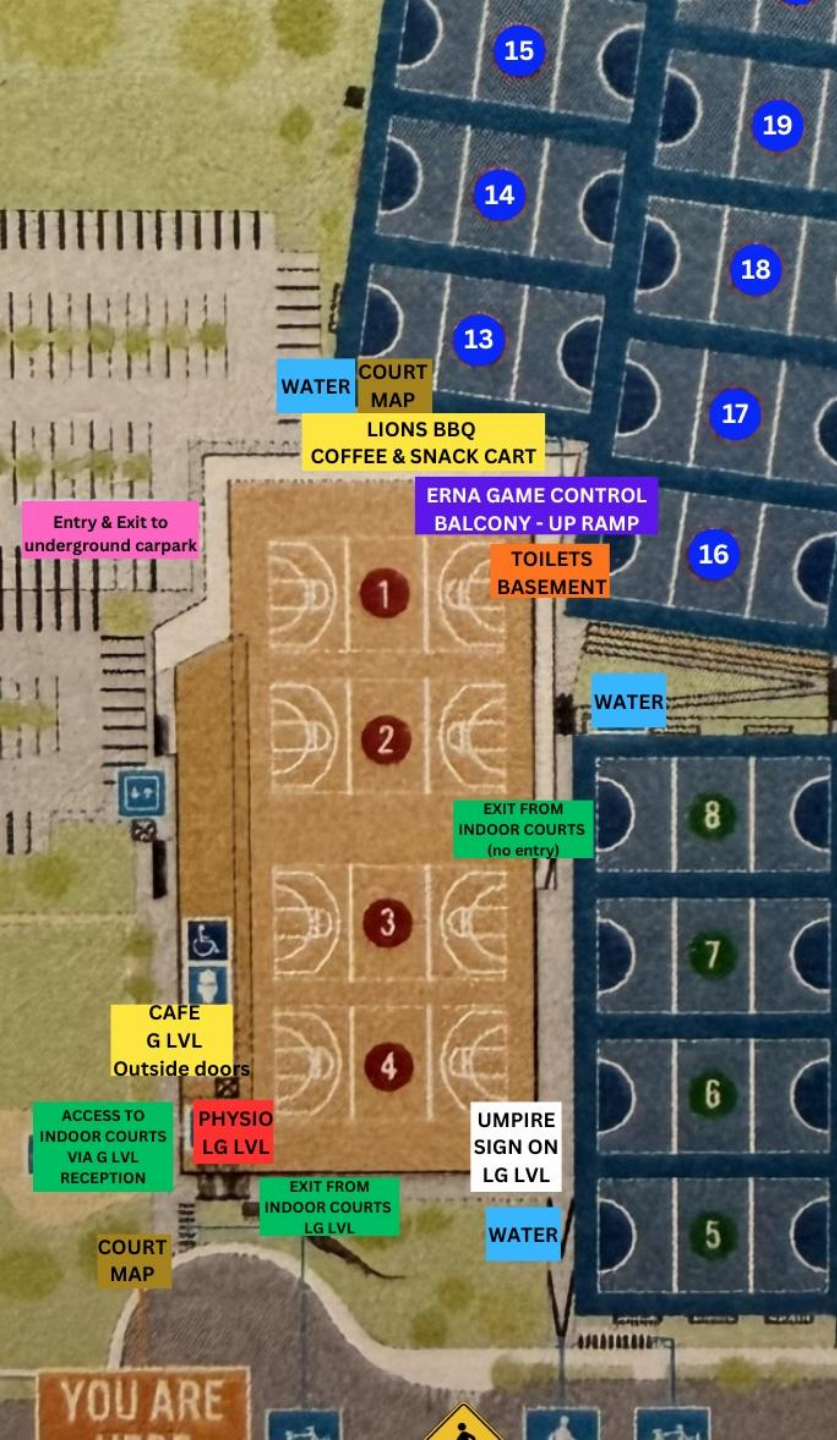
All teams will be given an opportunity to play indoors at least twice per season, please note the following:

## Access

- Entry is via the reception double doors on G level then down the stairs / lift
- Exit to outside is via the single doors on LG (side - next to court 4 and front - in between court 2 and 3)

## Important

- Only non marking FLAT shoes can be worn inside (sneakers, netball shoes, sandals, thongs), NO HEELS or FOOTBALL BOOTS
- Only players, spectators and officials of the games being played indoors should be around these courts
- We kindly ask that people who would like to view indoors do so via the windows, or reception balcony please



# Court Layout - Outdoor

## Access

- Entry to the outside courts can be found at various points around the sports centre
  - Main entry and drop off at the top of the indoor courts
  - Via the carpark (underground) and outside
  - Via walkways near court 32 (Brush Rd) and court 9 (Winbourne St)

## Important

- The outdoor courts are multi tiered
- There are 3 sections highlighted by different colour post pads, except for when you play indoors you will be in the same section and 4 courts for the season
  - Green – Top - courts 5 -12
  - Blue – Middle – courts 13 – 28 (note 13 will not be used)
  - Yellow – Bottom – courts 29 - 33
- **There is limited shade – bring sun protection**



# Post Pads, Brooms & Squeegees

- The first team playing on a court will need to get the correct colour post pads from the trolleys placed at the ends of their block of courts (first team on the scoresheet)
- Trolleys will be placed at the end of a block of courts
  - Courts 5 - 12 are on the top level should and collect their green post pads from the trolley at court 7
  - Courts 13 – 28 are on the middle level and should collect their blue post pads from the trolley at court 13
  - Courts 29 – 33 are on the bottom level and should collect their yellow post pads from the trolley at court 29
- The last team needs to remove them and put them back on the trolley (the winners of the game)
- Note: if you are indoors, they will be installed already
- **In the event of wet weather, squeegees and brooms can be found in the storage cage in the underground carpark, closest the courts**



# ERNA Control Area

The **ERNA Control Area** is your main point of contact on game day. If you have any questions, game concerns, or need assistance during the day, please visit the control tables where our volunteers will be happy to help.

**LOCATED OUTSIDE THE INDOOR CENTRE ON THE BALCONY NEAR COURT 16.**

**Entry is via the ramp near court 8.**





CAMP HOUSE  
& TOILETS



← CAR PARK  
& TOILETS

BALL PUMP  
Near court 16

# Scoresheet & Club Vested Official Vest Pickup

## Collect Before Game

The first named team in the fixtures (the left-hand team on the score sheet) is responsible for picking up the score sheet and the “Club Vested Official” fluoro vest ahead of the match **from the ERNA Control Area**.

## Return After Game

Please ensure score sheet and vest is returned promptly after your match so results can be recorded.

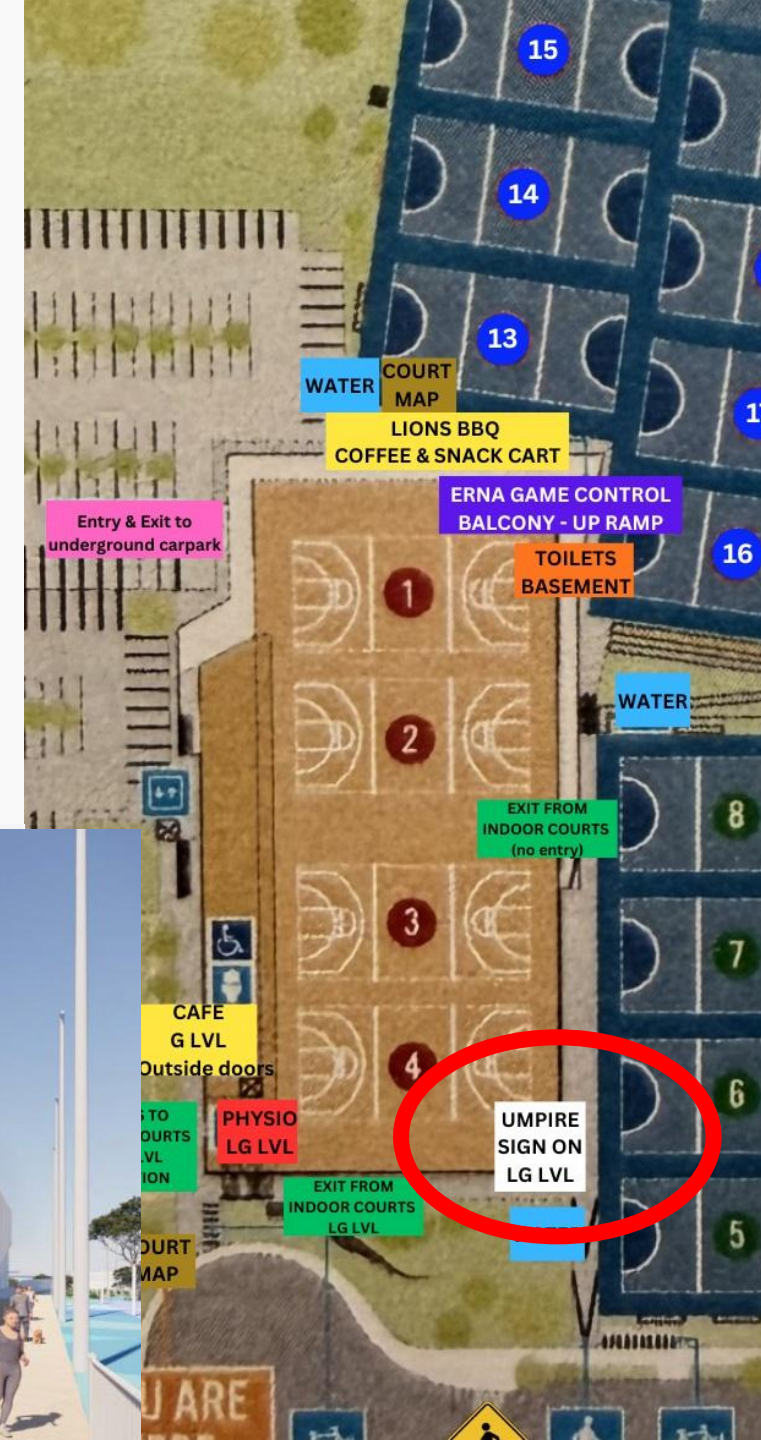


# Umpire Sign On

All umpires are required to **sign on before their scheduled games**. Please check in at the umpire sign-on area prior to your match time and ensure you arrive at least 10-20 minutes early so games can start on schedule.

**LOCATED OUTSIDE THE INDOOR CENTRE BETWEEN COURTS 4 & 5.**

**Entry is via outside lower ground level.**



# Physio & First Aid

A **physio service will be available on-site** during competition hours to assist with any injuries or concerns that may arise during the day. If a player requires assistance, please notify a volunteer or visit the physio area.

The physio is also available for strapping before your game (fee involved).

**LOCATED INSIDE THE INDOOR CENTRE ON THE LOWER GROUND LEVEL AT THE TOP OF COURT 4.**



Entry is via the reception on ground floor, with entry to the lower ground via lift or stairs.



PHYSIO ROOM



UMPIRE SIGN ON

# Food & Water

A range of **food and drink options will be available** throughout the day from the following locations:

- **Onsite Cafe** - Located on Ground Level of the Indoor Centre facing the carpark, accessed via the inside reception (**drinks only first week**)
- **Coffee & Snack Cart** - **Location TBC**
- **Lions Club BBQ** - Located on the basement level outside the centre, next to court 13.
- **Burger & Chip Van** - **Location TBC**
- **ACAI Van** – **Location TBC**

Water stations are located near courts 5, 8, 13, 21, 25, 30




# Amenities

Toilet facilities are available on-site for players and spectators. Please help keep the facilities clean and tidy for everyone using them throughout the day.

**FOR OUTSIDE PLAYERS, TOILETS ARE LOCATED ON THE BASEMENT LEVEL NEXT TO THE UNDERGROUND CARPARK & COURTS 13 & 16.**

**FOR INSIDE PLAYERS, TOILETS ARE LOCATED NEAR THE PHYSIO ON LOWER GROUND.**



# Duty Clubs

- Duty this year involves:
  - Umpire Table – near court 5
  - Scoresheet – ERNA game control, balcony near court 16
  - BBQ – near court 13
- Please report to the relevant location for your duty
- Your Club Secretary will advise your allocation



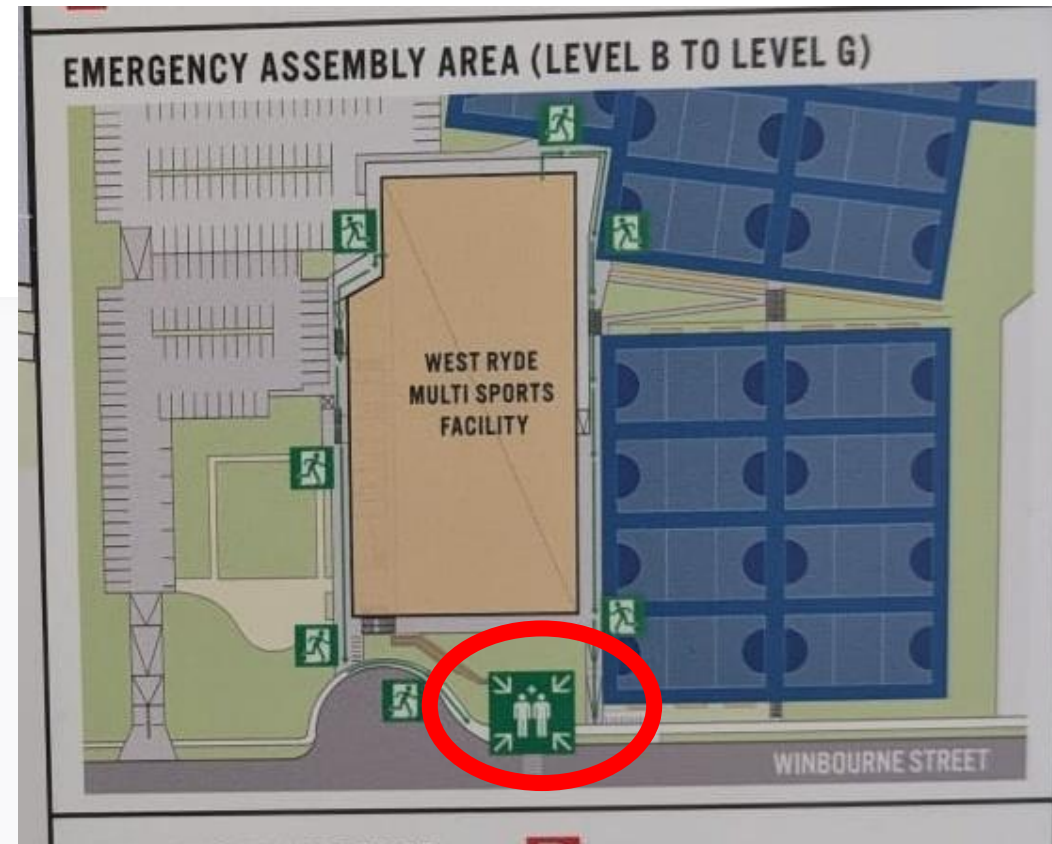
# Photographer

- There will be a photographer on-site all day for Round 1 for our website, marketing purposes and for our future growth plans
- Their brief is to capture:
  - The venue unattended
  - The venue atmosphere, game play, spectators and community vibes – both candid and setup
  - The official opening
- **If you DO NOT want to appear in the above, please kindly let myself or the photographer know through-out the day**



# Emergency Protocols

- If you need an Ambulance, please call 000 from courtside, then alert control to facilitate ambulance entry
- Emergency assembly area is located near the drop off area on Winbourne St
- Defib machine is in the Physio room, 2<sup>nd</sup> Defib machine location TBC



# Game Day Reminders

For the safety for all players, umpires and spectators, the following are NOT allowed at the Bennelong Sports Centre on game days.



**No dogs - service dogs accepted**



**No bikes, skates or scooters.**



**No smoking or vaping**

Only non marking FLAT shoes can be worn inside (sneakers, netball shoes, sandals, thongs), **NO HEELS OR FOOTBALL BOOTS**




# Game Day Reminders

- Read the plan your day email
- Check the facility page on our website and winter comp handbook
- Arrive no earlier than 25 minutes to allow the carpark to empty
- Check fixtures and court map before arriving
- Check NetballHQ app for any last-minute comms from ERNA
- Follow directions from volunteers and always be kind and courteous
- Be patient and ask the **PINK HELP US** volunteers

STAY UP TO DATE

Website  
Social Media  
NetballHQ  
Club Emails

# Comms to come this week

- Monday - Facility operational plan presented at the ERNA Council Meeting→ Shared with clubs via Secretaries + uploaded to the website
- Tuesday Night- New website page goes live with all key information
- Wednesday - Social post with key updates
- Thursday - “Plan Your Day” email sent to opted-in members
- Friday - Final reminders on social
- Saturday  It's here — Round 1 begins!

Let's Make It a  
Great Start